

# IT INFRASTRUCTURE LICENSE (LDAP, SCEP, SSL) BLUE'LOG XM / XC

Item no.: 557.007



## Data encryption and user management

### LICENSE DESCRIPTION

In the digital age, cyber security is becoming increasingly important, and meteocontrol is committed to providing an improved, simpler, and more secure IT infrastructure.

The "IT Infrastructure license (LDAP, SCEP, SSL) blue'Log XM/XC" boosts your IT security in the areas of user authentication, encryption, and automated certificate handling.

Using your IT infrastructure, you can use the LDAP client, SCEP client and SSL to control data encryption and user management on your blue'Log in a more convenient and automated manner.

### FEATURES

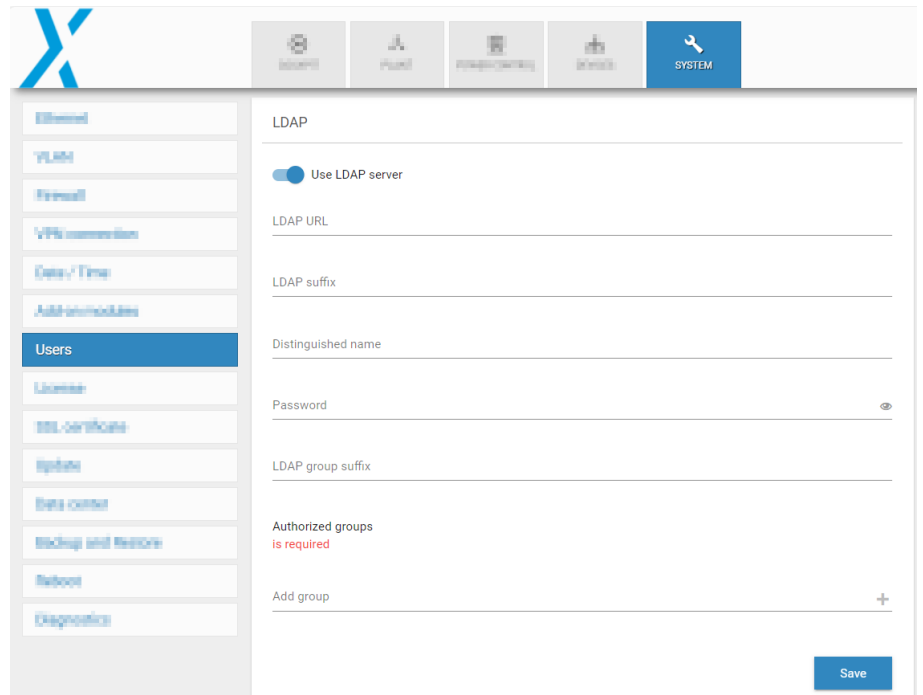
- Three features (LDAP, SCEP, SSL)
- User authentication with LDAP
- Locally encrypted connection to the blue'Log user interface via SSL (https://)\*
- SSL certificate handling
  - Manually upload the SSL certificate as a PKCS#12 file
  - Alternatively, the certificate can be uploaded automatically via a connection to an SCEP server
- LDAP:
  - Encrypted communication (with TLS, enter: "ldaps://")
  - Login via user name instead of via attributes such as email
  - User name and password cannot be modified in the blue'Log
  - If LDAP is activated, internal user management in the blue'Log is deactivated
  - If the LDAP server is not available, it is not possible to log in to the blue'Log
  - meteocontrol Support has no access to the blue'Log if LDAP is activated
  - Display login can still be used for local users
- *\*The remote connection of VCOM to blue'Log is already SSL encrypted. The "IT infrastructure" license is not needed in this case.*

## CONFIGURATION

### LDAP

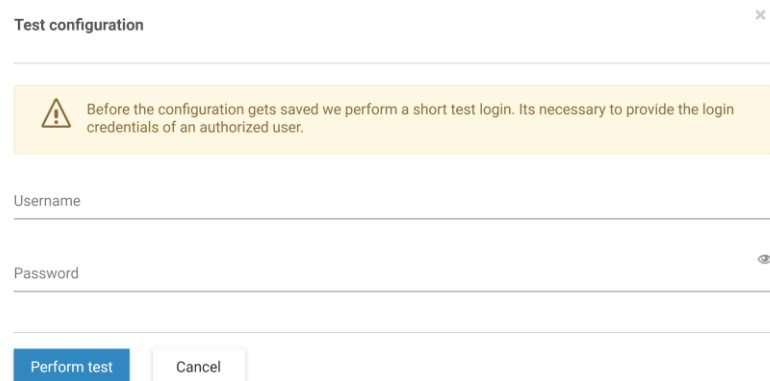
You can configure users in the menu *System – User*

- Activate the *LDAP* server and fill in the following fields



- LDAP URL: URL of the LDAP server that starts with ldap:// or ldaps://
- LDAP suffix: suffix directory of the LDAP server
- Distinguished name: user name for authentication on the LDAP server
- Password: password required for authentication on the LDAP server
- Authorized groups: groups: groups saved on the LDAP server that have permission to access the blue'Log. Your user name must already be saved in a group in order to log in

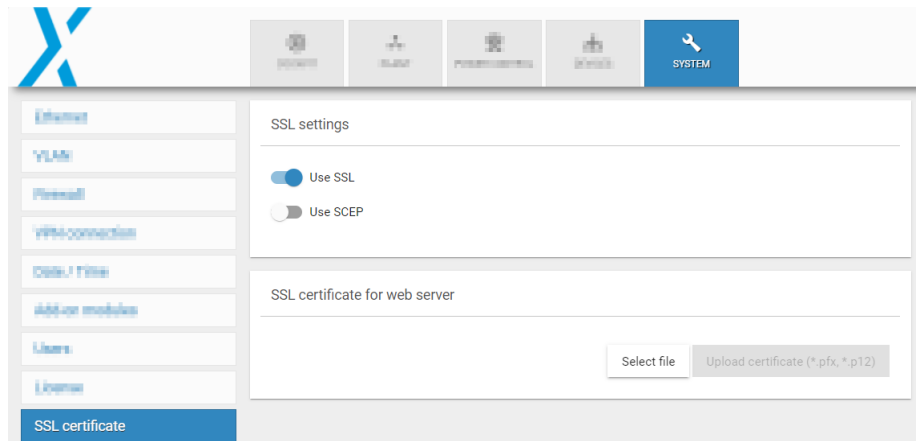
When you click on *Save*, a new window appears and you must enter an authorized user. This carries out a test login which tests whether the data entered are valid. If the test login is not successful, the data are not saved. This purpose of this process is to prevent you from locking yourself out of the system.



## SSL CERTIFICATE WITH MANUAL UPLOAD

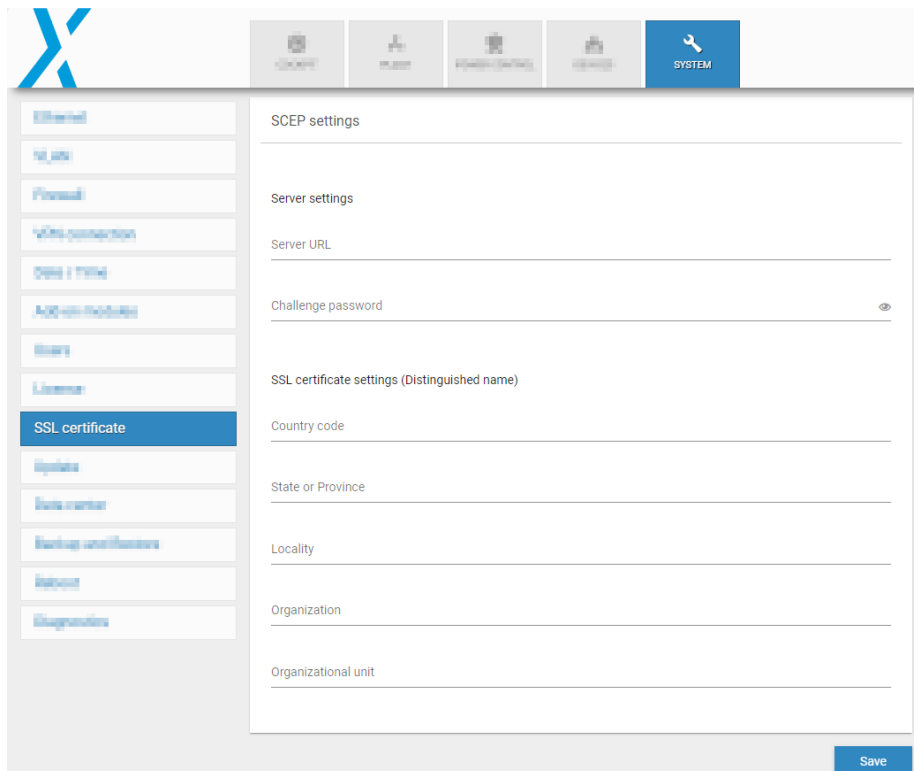
You can manually configure uploaded SSL certificates in the menu *System – SSL certificate*

- Activate *Use SSL*
- Select a file



## SSL CERTIFICATE VIA SCEP

- The SSL certificate is called from an SCEP server
- Activate *Use SSL*
- Activate *Use SCEP* and fill in the following fields



- + Server URL: URL of the SCEP server: starts with `http://` or `https://`
- + Challenge password: password expected by the SCEP server
- + SSL certificate settings: SSL certificate settings: meta-information that need to be entered in the certificate (country code, state or province, locality, organization, organizational unit)